



ESTADO DA PARAÍBA  
SECRETARIA DE ESTADO DA SEGURANÇA E DEFESA SOCIAL  
DEPARTAMENTO ESTADUAL DE TRÂNSITO  
Coordenação RENAEST- DETRAN-PB

**Frota: Combustível / Ano**

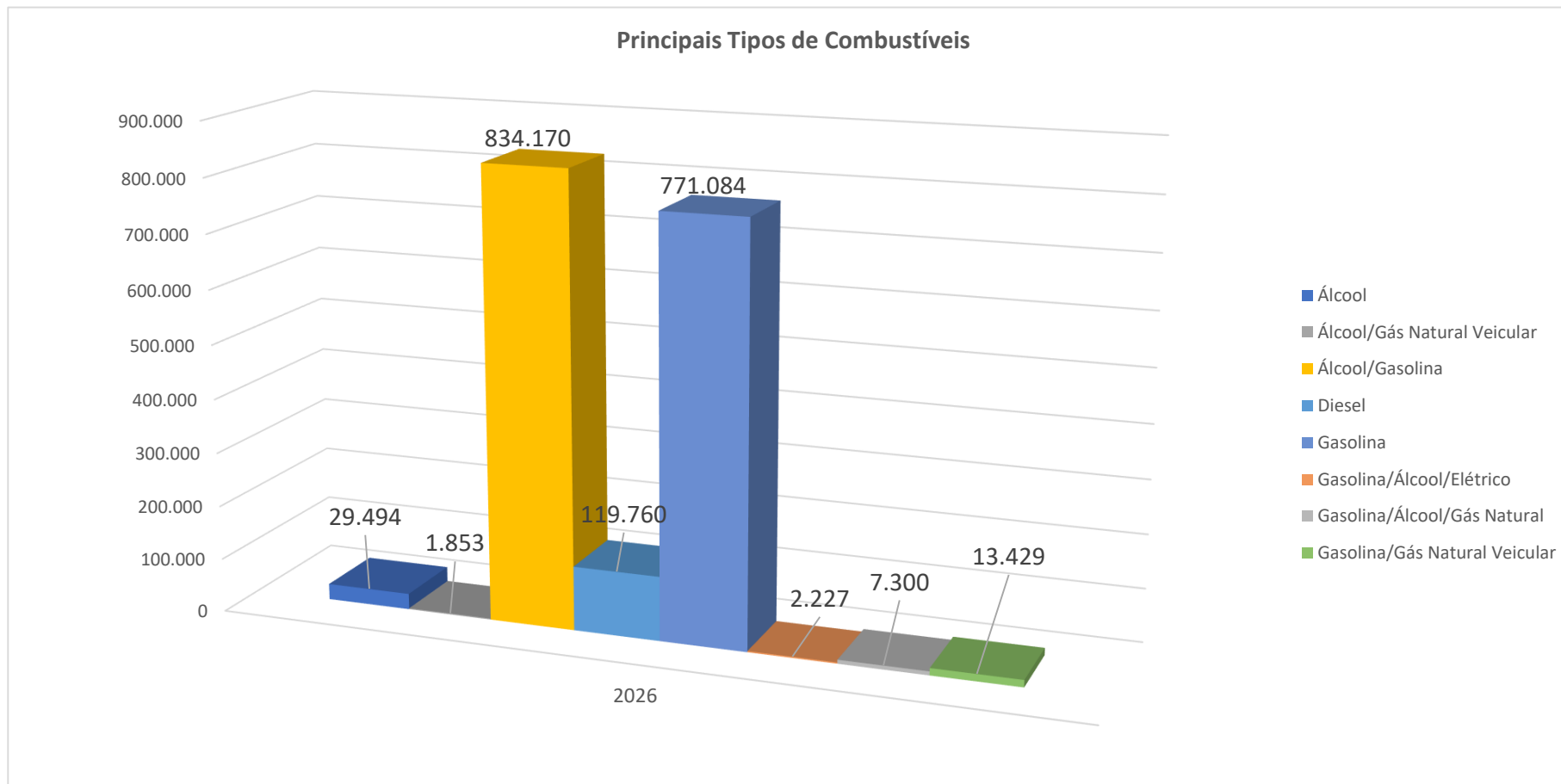
Atualizado até: Fevereiro 2026

Combustível	<2015	2016	2017	2018	2019	2020	2021	2022	2023	2024	2025	2026
Álcool	29.221	29.266	29.270	29.264	29.281	29.324	29.364	29.397	29.413	29.456	29.490	29.494
Álcool/Gás Natural Combustível	16	16	15	15	15	15	14	14	14	14	14	14
Álcool/Gás Natural Veicular	1.887	1.882	1.876	1.874	1.870	1.866	1.863	1.862	1.862	1.862	1.854	1.853
Álcool/Gasolina	419.265	454.658	488.812	525.181	565.179	602.406	642.544	672.010	715.240	765.114	825.451	834.170
Diesel	78.240	81.150	84.459	87.890	91.667	95.980	101.074	104.116	108.450	113.647	118.971	119.760
Diesel/Elétrico	0	0	0	0	0	0	3	25	79	120	207	215
Elétrico	0	0	0	0	0	0	0	0	2	28	104	112
Elétrico (Fonte Externa)	0	1	1		1	25	48	192	340	965	2.499	2.860
Elétrico (Fonte Interna)	0	0	1	2	2	2	4	36	53	67	103	125
Gás Metano	24	23	20	19	19	20	21	21	20	20	19	19
Gás Natural Veicular	4	3	2	2	2	1	1	1	1	2	2	2
Gasogênio	4	4	3	3	3	3	6	6	6	6	7	7
Gasolina	555.557	585.375	600.498	615.234	629.621	642.903	660.147	674.805	695.269	725.162	764.971	771.084
Gasolina/Álcool/Elétrico	0	0	0	0	49	203	487	737	1.062	1.311	2.079	2.227
Gasolina/Álcool/Gás Natural	5.907	6.301	6.631	7.253	7.306	7.241	7.437	7.664	7.701	7.532	7.343	7.300
Gasolina/Elétrico	6	10	42	73	130	208	304	444	691	1.165	1.825	1.989
Gasolina/Gás Natural Combustível	37	35	35	33	33	31	29	30	30	29	30	30
Gasolina/Gás Natural Veicular	14.174	14.097	13.964	13.900	13.791	13.749	13.687	13.645	13.603	13.529	13.436	13.429
Híbrido	0	0	0	0	0	0	0	0	47	88	243	342
Híbrido Plug In	0	0	0	0	0	0	0	4	60	149	421	497
Não informado	10.509	11.438	12.174	12.925	14.124	15.615	17.191	18.158	19.801	21.703	23.889	24.282
<b>Total</b>	<b>1.114.851</b>	<b>1.184.259</b>	<b>1.237.803</b>	<b>1.293.668</b>	<b>1.353.093</b>	<b>1.409.592</b>	<b>1.474.224</b>	<b>1.523.167</b>	<b>1.593.744</b>	<b>1.681.969</b>	<b>1.792.958</b>	<b>1.809.811</b>

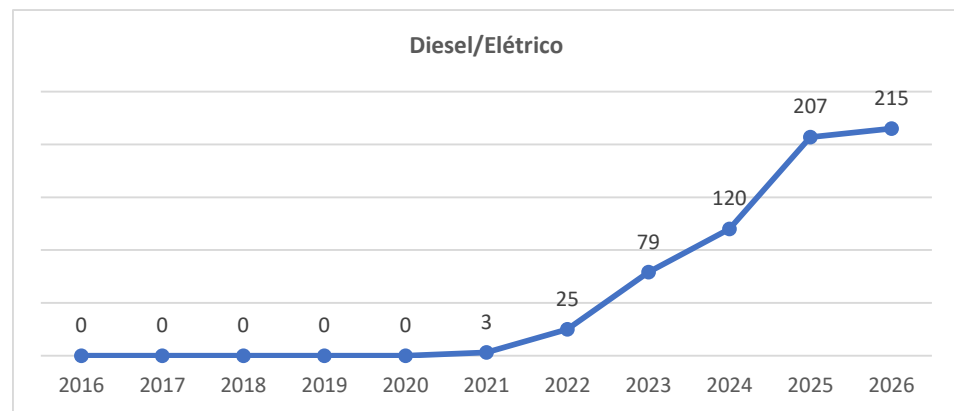
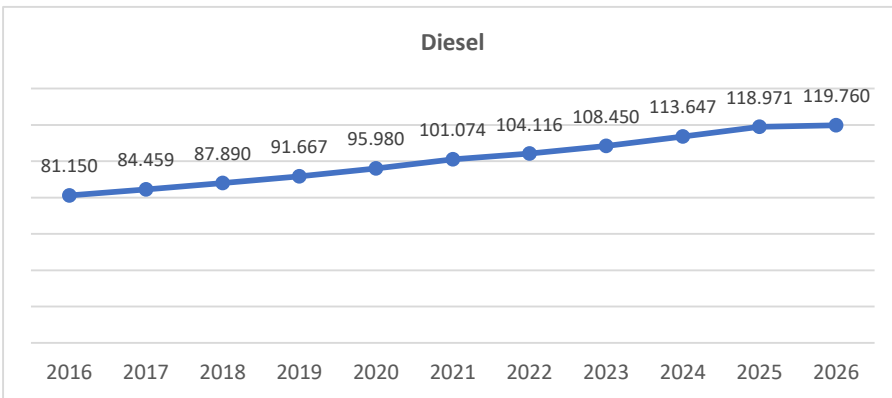
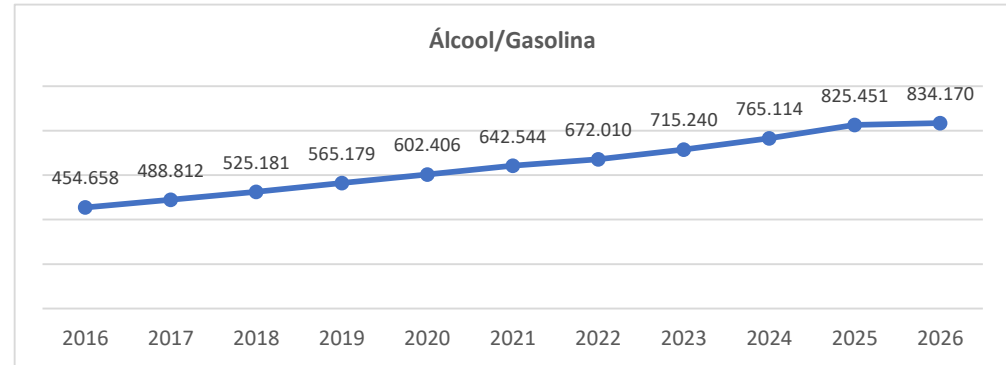
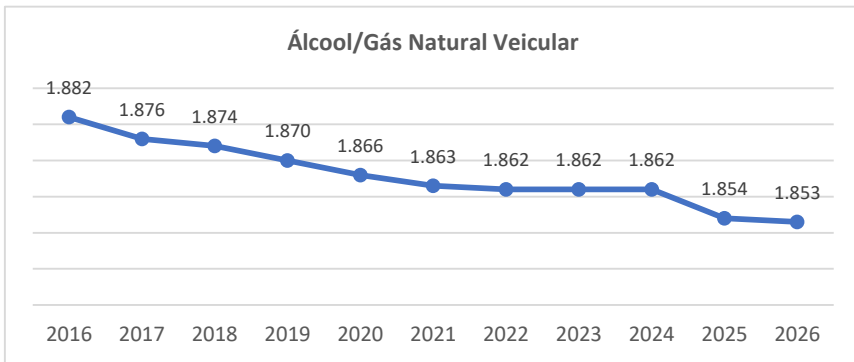
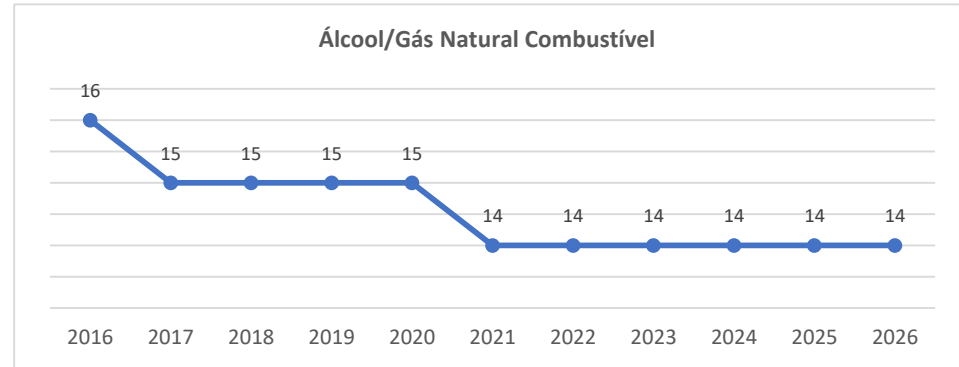
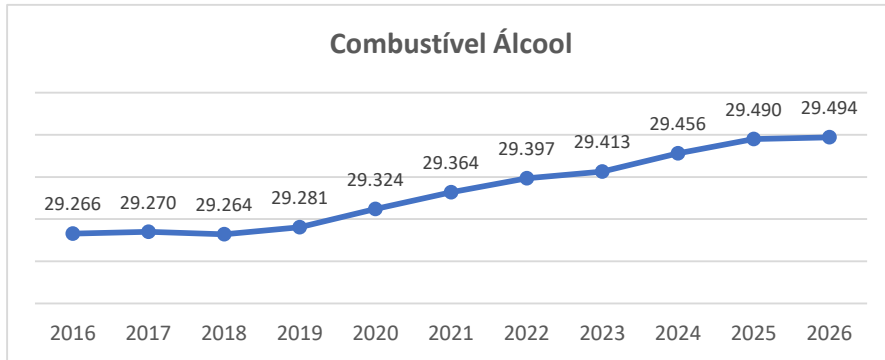
Fonte de dados: SENATRAN

\* Foi identificada uma diferença de 12 registros de veículos por tipo de combustível comparando ao total da frota no mês.

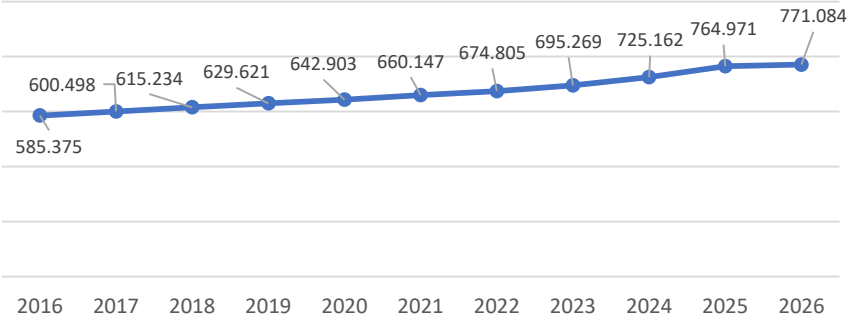
### **Gráfico de representatividade de frota por tipo de combustível**



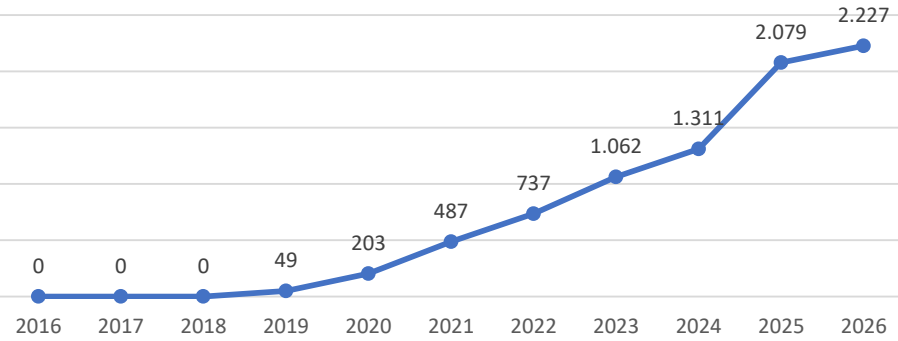
## Gráfico com histórico da frota por tipo de combustível



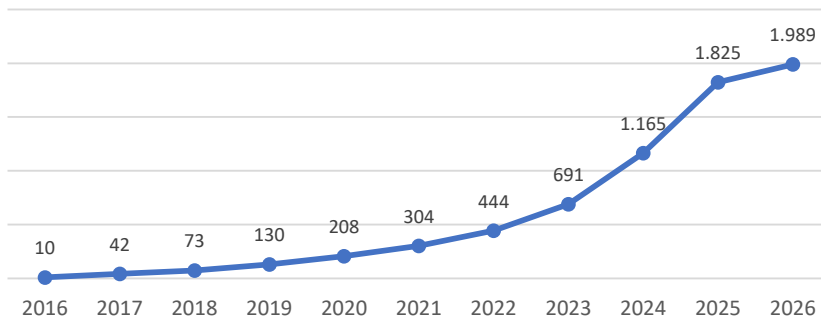
Gasolina



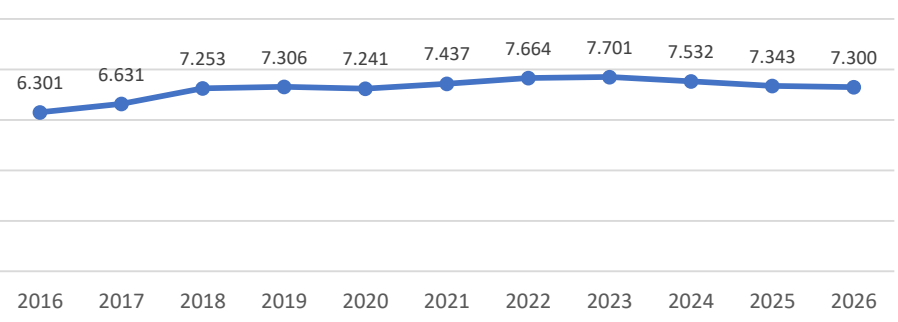
Gasolina/Álcool/Eléctrico



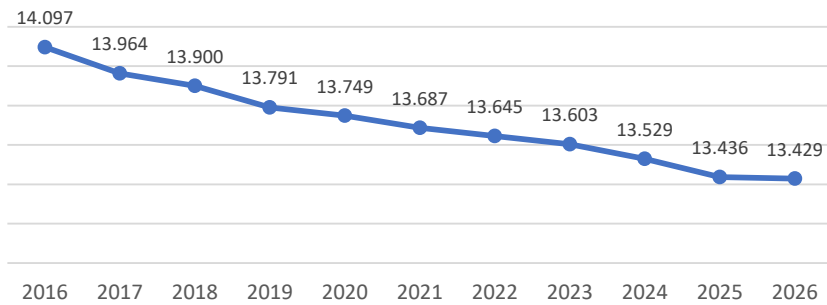
Gasolina/Eléctrico



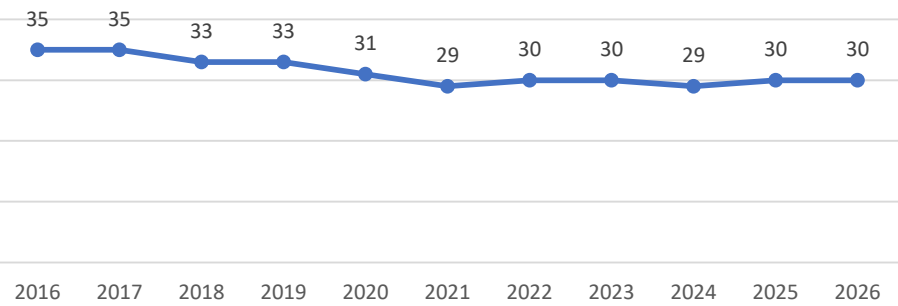
Gasolina/Álcool/Gás Natural



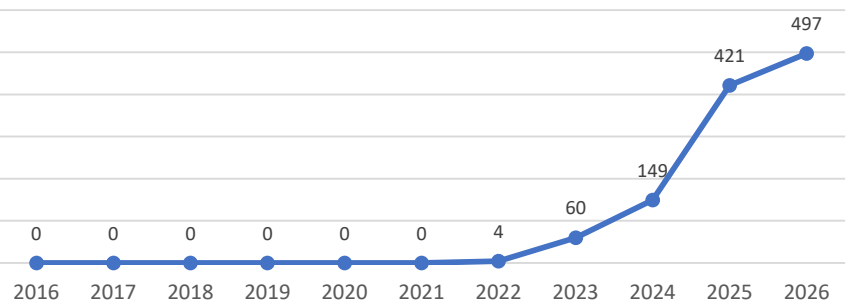
Gasolina/Gás Natural Vehicular



Gasolina/Gás Natural Combustível



Híbrido Plug In



Híbrido

